

# Holland Bloorview

Kids Rehabilitation Hospital

The parent perspective:  
Inclusion and acceptance in the classroom



# Holland Bloorview Family Advisory Committee



# What is inclusion?

Write down what inclusion  
in the classroom means to you

# Video story one

# General strategies to support inclusion

Plan in advance

Focus on the positive

Problem solve creatively

Collaborate with others

Source helpful resources

# Activity planning

When adapting activities:

1. Harness students' abilities
2. Analyze activities for possible modifications
3. Adapt to needs
4. Be aware of motor, cognitive and social elements

Blank Activity Planner

Activity: \_\_\_\_\_

Demand	Abilities Needed	Student	Adaptations
motor			
Cognitive			
Emotional			

# Group exercise

Read through the scenario with your group

Use the activity guide to analyze the scenario

Share your group's reflections and ideas

# Meet Mark

12 year old boy - Gr. 5

Interested in jungle animals and safaris

Likes singing and dancing

Cognitive and academic skills below age level

Requires supervision to stay on task

Uncomfortable performing on stage

## **Scenario:**

Participating in a school play





# Meet Sara

7 years old – Gr. 2

Is a foodie and loves trying new things

Cognitive and academic skills above grade level

Requires support for all activities of daily living

Uses a wheelchair for mobility

Difficulty using arms and hands

Scenario:

Participating in a class trip apple picking



# Meet Lenny

9 years old – Gr. 4

Enjoys laughing, jokes and music

Cognitive and academic skills at grade level

He is able to read and write

Some difficulty with motor tasks, fine motor movements and activities of daily living

Minimal speech capabilities

Uses a customized communication board.

Scenario:

Present in front of the class



# Video story two

# Resources and ideas



Some things to think about:

Room set up is important



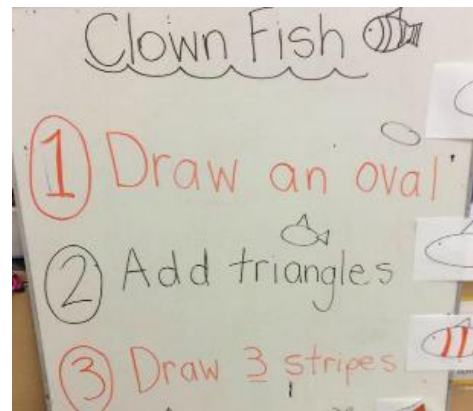
Tools to help everyone  
(so kids don't feel singled-out)

Simple directions



Modifications to activities

Technology (e.g. tablets)



# Resources and ideas



Techniques for encouraging social inclusion:

Passive encouragement

Active encouragement

**Holland Bloorview**

Kids Rehabilitation Hospital



Athenum Books for Young Readers (*Big Al*); Little, Brown Books for Young Readers (*It's Okay To Be Different*); Knopf Books for Young Readers (*Wonder*)

# Take away messages

Small changes have a big impact

Conversations lead to clarity

# Reflections

Has your definition of inclusion changed?

# Your feedback matters

Please complete our evaluation form